

# JUNIOR MUSIC COURSE

## Other exciting musical experiences open up after the Junior Music Course.



At the end of the Junior Music Course, students take part in a "Fundamental Skills Survey" to confirm their overall musical achievement. Teachers refer to the Survey results to correctly advise students concerning advanced courses of study. Students who have started to know the joy of music at the Junior Music Course will be even more excited by their studies in higher-level courses.

Following the Junior Music Course are the Junior Extension Course and the Junior Advanced Course, in which students can further enhance the musical abilities and skills they acquired in the Junior Music Course.

### Outline of the Junior Music Course

- Duration: 2 years
- Start on New Term:
- Length of Lessons: 60-minutes
- Lesson Format: Group lesson
- Number of lessons per year:
- \*\* Parents are requested to attend the lessons with their child.  
(Lesson time includes the time required to change classrooms).



**YAMAHA MUSIC SCHOOL**



# Music fosters sound development in children during their early years.



Music plays an important role in the mental and physical development of children during their early years. Yamaha Music School offers a place for four- to five-year-old children to encounter music and develop rich hearts and minds. At the Junior Music Course, your child will experience the joy of music.

## Why music?

A good balance between intellectual and emotional growth is very important in the developmental stages of early childhood. Music has a positive influence particularly on emotional growth and serves to create a foundation for mental health by enriching children's sensibilities.

### Well-Balanced Development Is Key!

- (Language)
- Logic
  - Rationality
  - Abstract thought

- (Music)
- Creativity
  - Imagination
  - Aesthetic sense
  - Ethics

Left brain  
(intellect)

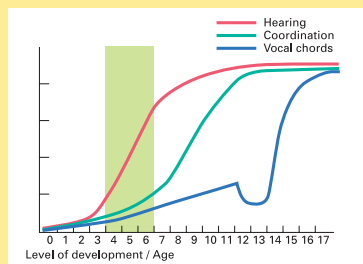
Right brain  
(sensibilities)



## Why from age four?

Children's listening skills (auditory sense) develop dramatically during the early years. Children become interested in sounds and learn new words one after another. At Yamaha, children develop a musical sense through guided listening, singing, and playing activities using a variety of music during this crucial stage of aural development.

### Children's Physical Development



## The abilities essential for music learning begin to develop at age four.

### Learning music just like acquiring language



At age four, children's ability to learn language increases dramatically; it is also the ideal time for them to learn music.

### Recognizing the position of notes



Age four is also a good time to start learning how to read and write music, as children's judgment and recognition skills develop at this age.

### Gaining interest in self-expression



A child's ability to express him or herself develops through singing and playing at this age.



## Keeping in mind children's developmental stages and abilities, Yamaha Music School offers the following key features.

### 1 Comprehensive music education

Yamaha Music School offers a well-balanced program with lessons incorporating not only playing but also other elements such as listening, singing, reading, and creating. Through these activities, children develop comprehensive music skills so that they can enjoy music in a variety of ways in the future, including listening, singing, playing, and composing.



### 3 Group lessons

Yamaha has adopted the format of group lessons because we think it is vital for children to experience sharing the excitement and joy of music with their friends. Through group lessons, students inspire and encourage each other and draw out each other's personalities. A spirit of cooperation and sociability are nurtured.

### 4 Parental involvement

The attendance of parents at the lessons is one of the features of Yamaha's music education. At the lessons, parents and guardians enjoy music with their child and sometimes are requested to join in singing and playing. Thanks to parental participation, the children feel safe and can actively engage in the lesson. Having attended the lesson, parents can better help their children with their homework. On top of that, students' homes become very musical as parents enjoy music together with their child.

### 5 Communication skills

Through group lessons, we aim to bring out the individual personalities of the children. Children have the opportunity to perform in front of their friends, and we guide them in recognising the strengths of the other students. Through this, children discover how they want to express themselves and what they want to say through their music. Close communication with parents is also a top priority. Periodic meetings with parents help them follow the progression of the class and know how to help their child at home.

### 6 Music environment at home

Coordination between the classroom and the home is crucial to further develop children's talents. We support parents in creating a music environment at home through our original materials, such as workbooks, DVDs, and CDs. Yamaha offers sophisticated expertise in music education.




# Such a rich musicality is nurtured by Junior Music Course for two years.



## Lessons attuned to the physical development of children age four to five

### Listening


Children develop the auditory sense to distinguish pieces of music and build a foundation to express music in rhythm.



Listening is the foundation of all music. Children develop ears that are sensitive to subtle nuances of sound. Also, by listening to the performances of their teacher and friends, students understand music and gain more interest in and desire to learn music.

### Singing


Children can sing with expression in accurate tempo, rhythm, and pitch.



Children learn accurate pitch and rhythm by imitating melodies and lyrics that they have listened to. They also attempt various musical expressions by singing with feeling.

### Playing


Children become familiar with a keyboard and acquire skills in musical expression as well as the ability to play with both hands.



Children enjoy playing along with DVD images. By playing a keyboard that offers rich expression, they gain more interest in musical instruments and acquire skills in performance, a sense of harmony, and an understanding of accompaniment.

### Reading

Children learn how to read and write music and try playing while reading the music.



Children acquire the basics of reading music by linking what they play with notes on a score.

### Creating

Children learn how wonderful it is to create something and to express themselves through music.

Utilising the skills and abilities they have acquired through listening, singing, and playing music, children now attempt to create accompaniments.

## Children develop these skills and abilities!

### 1 Appreciation Musical sense

Listening to various types of music enables the children to be attentive when listening to music and creates in them a heart that is moved by and can appreciate music.

### 2 Listening Auditory sense

Students refine their auditory sense, an essential element in studying music, and learn to correctly identify the sounds they hear.

### 3 Rhythm Sense of rhythm

As they experience the joy of rhythm and expressing what they feel, children cultivate a sense of rhythm. They come to respond to sound quickly and can join in a rhythm easily.

### 4 Expressive singing Singing with expression to the music

Children learn to sing pleasantly while keeping the meaning of the words in mind and to express the subtle nuances contained in the song.

### 5 Melody singing Singing on pitch

Children develop a musical ear by listening to a piece of music many times and singing it correctly in solfège (do-re-mi).

### 6 Performance Performing skills

Children learn the various elements of music by listening, singing, and playing. We enhance their performing skills while placing priority on what they want to express.

### 7 Accompaniment Accompaniment skills


Children gain an understanding of the relationships among melody, rhythm, and harmony and create accompaniments to simple melodies.

### 8 Reading Music reading skills

By reading and writing music they have played, children become accustomed to reading music.



## Textbooks and teaching materials "PRIMARY" that make learning fun!




### Textbooks 1~4

The Primary Series, the main textbooks for the Junior Music Course, contains songs to sing and music pieces to play on a keyboard. They also include stickers to make studying fun and illustrations to stimulate children's imaginations.




### DVDs 1~4

Coordinated with the Primary Homework series, these DVD's summarise the elements of music in an easy-to-understand way.



### Workbooks 1~4

These workbooks help children and their parents to study together at home.



### CDs 1~4

These music CDs, which include all the music in the Primary Series textbooks, are helpful for at-home study.



### Junior Music Course Student Set

This learning tool helps students learn the positions of the musical notes on the staff and on the keyboard.

## What happens at a trial lesson?

Children have a good time with their parents and friends singing songs together with expression, playing musical instruments along to music, listening to the teacher play, singing songs in solfège (do-re-mi) while keeping the image of the song in mind, and moving their bodies to the rhythm of the music.



At the trial lesson, children sometimes get nervous because it is a new experience and a new place for them. Please be rest assured, however, that we take the necessary time and proceed step by step in the regular lessons. We hope you enjoy the trial lesson.

### Testimony from a mother whose child attended the Junior Music Course

### "His love of music became a source of confidence for him."

"Since Chris was a baby, he used to start dancing when he heard music, and now he has become even more active in relation to music. When we moved to a new home, I worried about whether he would be able to get used to his new school because he is a little bit shy and retiring. Just around the time of Sports Day at the school, however, I noticed that practicing his favorite songs and dances seemed to give him energy. Doing what he enjoys gives him confidence.

"I also look forward to attending the Yamaha classes. I have already told my husband that I would like to begin studying the piano again, and he said that he may start the guitar! Every member of the family is now developing an interest in music!"



## The two years of the Junior Music Course will give your child wonderful treasures that will last a lifetime.

The Junior Music Course fosters not only musical technique, but also the rich sensibilities to feel the beauty of fine music and the ability to enjoy expressing oneself through music. Children experience the sense of accomplishment that comes from mastering a piece of music, and this in turn leads to confidence to take on new challenges. Children develop the foundations for living a rich life, including the ability to work with others, a skill which they develop by participating in group lessons. The two years of the Junior Music Course will give your child wonderful treasures that will last a lifetime.

Sense of Accomplishment and Confidence to Take on New Challenges

Rich Sensibilities

Cooperativeness and Ability to Work in a Group

Self-Expression and Creativity

